

SPd5

measuring and operation system

SPd5Bucking



SPd5Bucking is a complete measuring and operating system for controlling the felling process in a harvester head. SPd5Bucking is our most advanced system, with support for bucking to value. The system is also entirely integrated with the dasa5 operation and communication system.

All communication with the operator is via the dxPc, a mobile PC with a Windows XP operating system, which stores all information, such as statistics and instructions. The dxPc is equipped with touchscreen controls, which make for great ease of operation.

Bucking to value/Bucking to demand

with optimisation of actual value based on price list. Supports the Finnish method, plus German HKS.

Volumes

shown as per StanFord or HKS volume types and bark deduction is in accordance with VMF or HKS. Volumes can be shown on the screen, printed, copied to data media or sent via wireless data communication. Trunk data can be shown as a graphic or in a table.

Calibration

is done using computer callipers, or manually by registering the actual values. Calibration can be done separately for each type of tree, or all together. Separate length calibration is also possible for first stock.

Operator management

with log-in for authorisation and relevant language and settings for the operator.

Measurement unit

The system works in metric (m, cm, mm), but some presentation can be in imperial (feet and inches), such as driving mode and production statistics.

E-mail (requires internet connection).

Program to send e-mail via GSM; can be sent or received via the touchscreen. There is the option to have an automatic function to send production reports to predetermined recipients.

Operation Monitor (Optional)

Generates operation statistics for a machine, e.g. harvester head or forwarder. Gives a signal when the machine is active and working, obtained from any machine function, which means that the program is often integrated with the bucking or machine operation system.

If the machine has not operated within a specific time period, the program will ask for the reason for the stop, which the operator must provide before continuing. The stop can be due to repairs, a pause in operations, transportation or similar.

The program also stores information about the volumes produced per operator during production periods. The information is stored in a database and a reporting function enables the user to make selections for a specific time period and/or felled object.

Output data from the reporting function is in the format of a .drf file. The program follows TSG and Stan-ForD.

GeoInfo (Optional)

is an active navigation program especially developed for use in forestry machinery.

GeoInfo can support regional packets as per StanForD and is used in both harvester heads and forwarders.

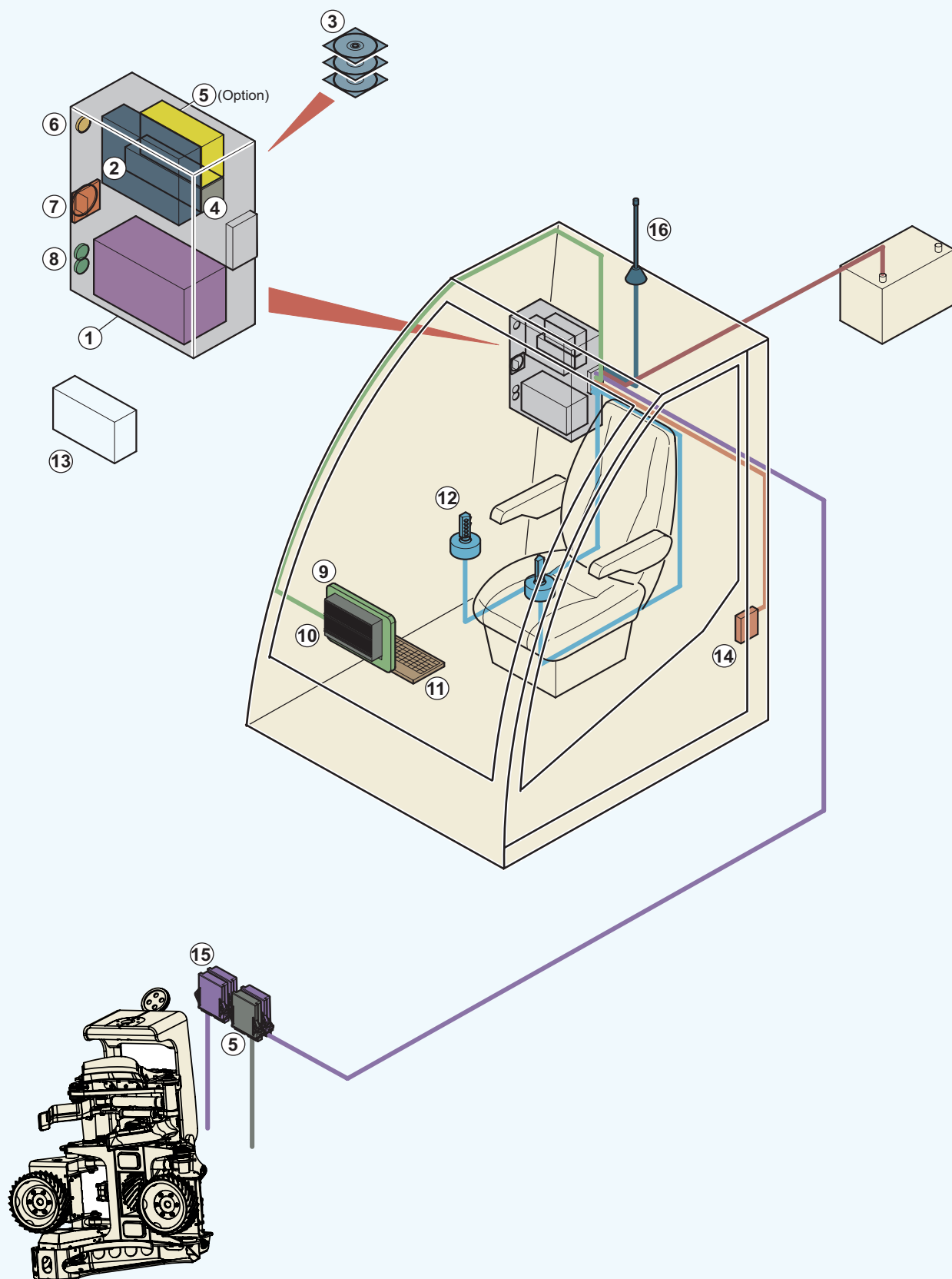
Remote control

It is possible to remotely control the SPd5Bucking using a modem. SPd5Bucking has to be modified to provide remote control operation. Contact your sales representative for more information about this feature.

SPd5Bucking

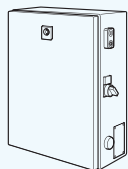


SPd5Bucking



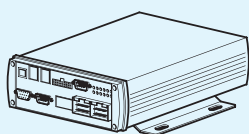
SPd5Bucking

- ① Installation box



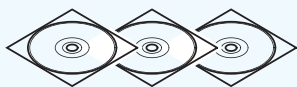
Part no.: 514641

- ② Main control




Part no.: 511870

- ③ Software
Specific to each order

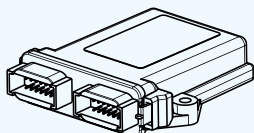


- ④ Lever box
IO48



Part no.: 511871

- ⑤ Output box
IO12



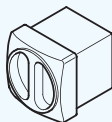
Part no.: 511779

- ⑥ Summer



Part no.: 513862

- ⑦ Circuit breaker




Part no.: 513859

- ⑧ Emergency stop



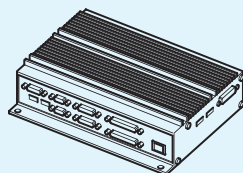
Part no.: 513857

- ⑨ Screen




Part no.: 511869

- ⑩ CPU



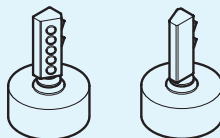
Part no.: 511868

- ⑪ Keyboard



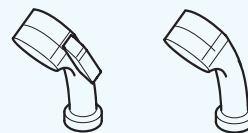
Part no.: 509062

- ⑫ Control levers/Pallets
EME levers



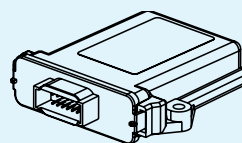
Part no.:
Right-hand lever 508511
Left-hand lever 518512

- ⑫ Control levers/Pallets
Sure-Grip levers



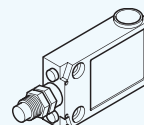
Part no.:
Right-hand lever 10 buttons
511577
Right-hand lever 20 buttons
511578
Left-hand lever 10 buttons
511579

- ⑬ Canbus box



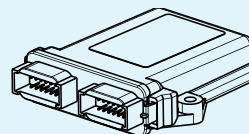
Part no.: 511872

- ⑭ Door switch



Part no.: 513938

- ⑮ CPU and input box
CI12



Part no.: 511778

- ⑯ GPS receiver
(optional)



Part no.: 506870



SPd5BuckingPrio

SPd5BuckingPrio is our medium range system. The system can support priority bucking, and is equipped with a PC. SPd5BuckingPrio is a somewhat simpler bucking system combined with the power of a PC for reporting, communication and other programs.

Bucking is based on prioritised lengths with or without diameter classifications.

SPd5BuckingPrio is ideal for when there is no requirement for bucking and reporting in accordance with StanForD, as well as needing a PC for reporting, communication and other PC programs.

All communication with the operator is via dxPc, a mobile PC with a Windows XP operating system. This stores all information, such as statistics or instructions. The dxPc is equipped with touchscreen controls, which make for great ease of operation.

Priority bucking

based on prioritised lengths per tree type in a table with the desired lengths in order of priority.

The table also states within which diameter intervals the length is valid, any colour markings, plus any other relevant information. The result is supplemented with the standard values and saved as an .apt file.

Volumes

shown per tree type or as total volumes. Volumes can be shown on screen, printed, copied to data media or sent via wireless data communication. Trunk data can be shown as a graphic or in a table.

Calibration

is done using computer callipers, or manually by registering the actual values. Calibration can be done separately for each type of tree, or all together. Separate length calibration is also possible for first stock.

Operator management

with log-in for authorisation and relevant language and settings for the operator.

Measurement unit

The system works in metric (m, cm, mm), but some presentation can be in imperial (feet and inches), such as driving mode and production statistics.

E-mail (requires internet connection)

Program to send e-mail via GSM. E-mail can be sent or received via the touchscreen. There is the option to have an automatic function to send production reports to predetermined recipients.

Operation Monitor (Optional)

Generates operation statistics for a machine, e.g. harvester head or forwarder. Gives a signal when the machine is active and working, obtained from any machine function, which means that the program is often integrated with the bucking or machine operation system.

If the machine has not operated within a specific time period, the program will ask for the reason for the stop, which the operator must provide before continuing. The stop can be due to repairs, a pause in operations, transportation or similar.

The program also stores information about the volumes produced per operator during production periods. The information is stored in a database and a reporting function enables the user to make selections for a specific time period and/or felled object.

Output data from the reporting function is in the format of a .drf file. The program follows TSG and Stan-ForD.

GeoInfo (Optional)

is an active navigation program especially developed for use in forestry machinery.

GeoInfo can support regional packets as per StanForD and is used in both harvester heads and forwarders.

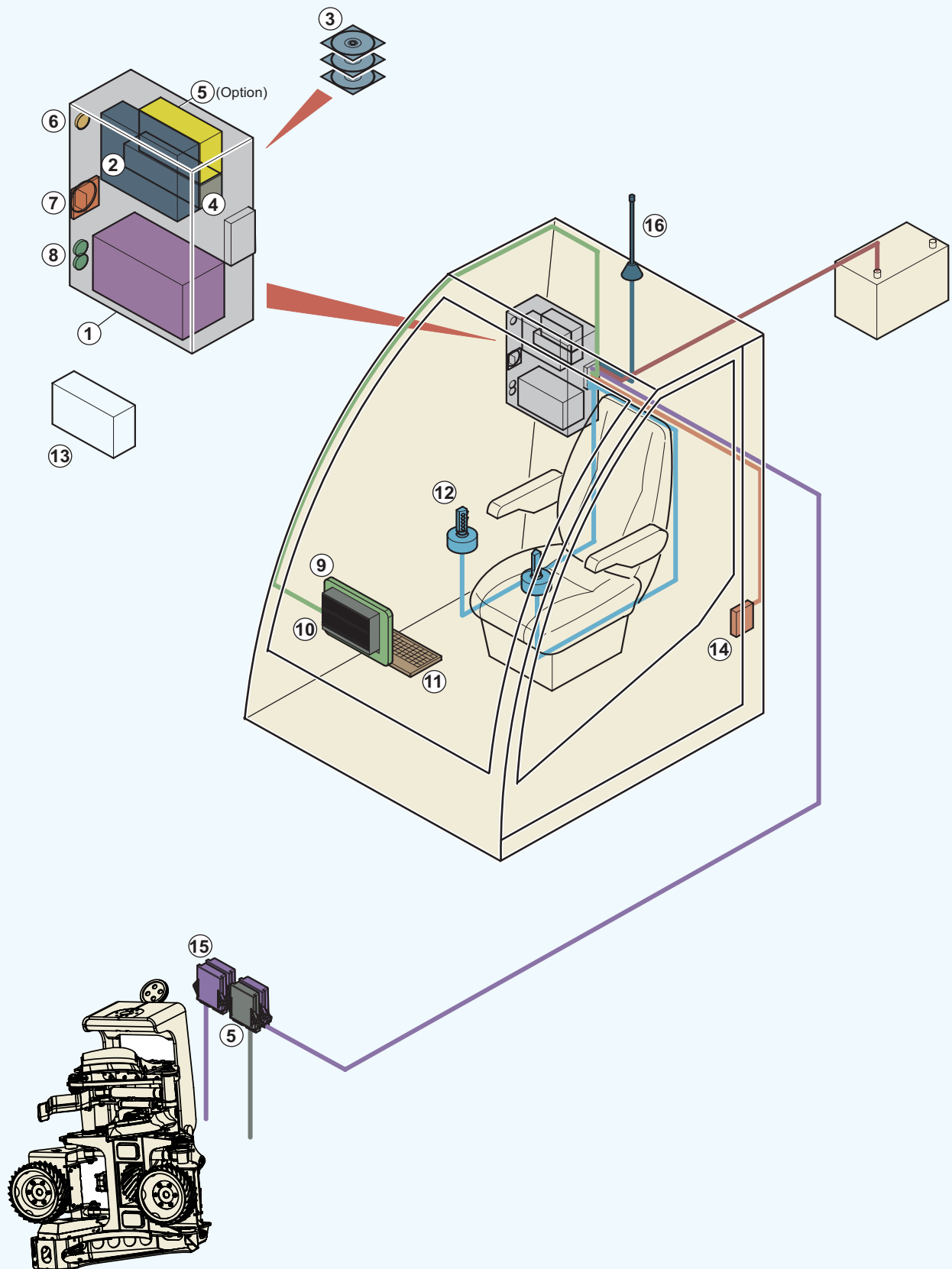
Remote control

It is possible to remotely control the SPd5BuckingPrio using a modem. SPd5BuckingPrio has to be modified to provide remote control operation. Contact your sales representative for more information about this feature.

SPd5BuckingPrio

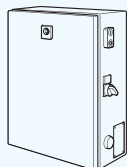


SPd5BuckingPrio



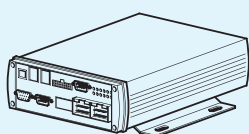
SPd5BuckingPrio

① Installation box



Part no.: 514641

② Main control

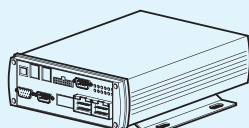


Part no.: 511870

③ Software Specific to each order

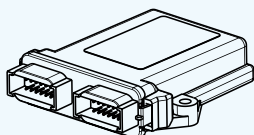


④ Lever box IO48



Part no.: 511871

⑤ Output box IO12



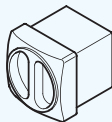
Part no.: 511779

⑥ Summer



Part no.: 513862

⑦ Circuit breaker




Part no.: 513859

⑧ Emergency stop



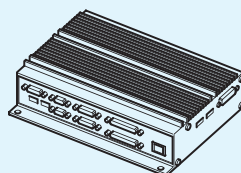
Part no.: 513857

⑨ Screen




Part no.: 511869

⑩ CPU



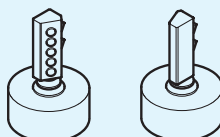
Part no.: 511868

⑪ Keyboard



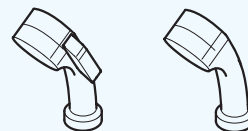
Part no.: 509062

⑫ Control levers/Pallets EME levers



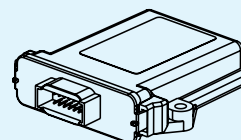
Part no.:
Right-hand lever 508511
Left-hand lever 518512

⑫ Control levers/Pallets Sure-Grip levers



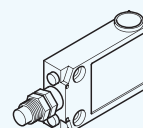
Part no.:
Right-hand lever 10 buttons
511577
Right-hand lever 20 buttons
511578
Left-hand lever 10 buttons
511579

⑬ Canbus box



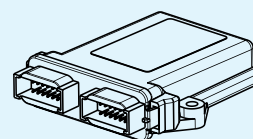
Part no.: 511872

⑭ Door switch



Part no.: 513938

⑮ CPU and input box CI12



Part no.: 511778

⑯ GPS receiver (optional)



Part no.: 506870



SPd5BuckingPrio-C

SPd5BuckingPrio-C is a bucking system that focuses on simplicity, without compromising unit control, performance or productivity. SPd5BuckingPrio-C can support priority bucking with or without diameter classes, and is especially produced for felling where there is no need for wireless production reporting or where the use of a PC program is not necessary. SPd5Bucking prio-C has the Windows CE operating system.

Priority bucking

Bucking is based on prioritised lengths per tree type in a table with desired lengths in order of priority.

The table also states within which diameter intervals the length is valid, any colour markings, plus any other relevant information. The result is supplemented with the standard values and saved as an .apt file

Volumes

There are three general registers and five operator-specific registers. Volumes are shown per tree type, quantity and volume and per stock number and volume, and also as total volumes. Volumes can be shown on screen, or copied to an external USB memory as a text file.

Calibration

is done manually through registration of actual values. Length calibration can be done separately for each tree type or all together. Separate length calibration is also possible for first stock.

Operator management

with log-in for authorisation and relevant settings for the operator.

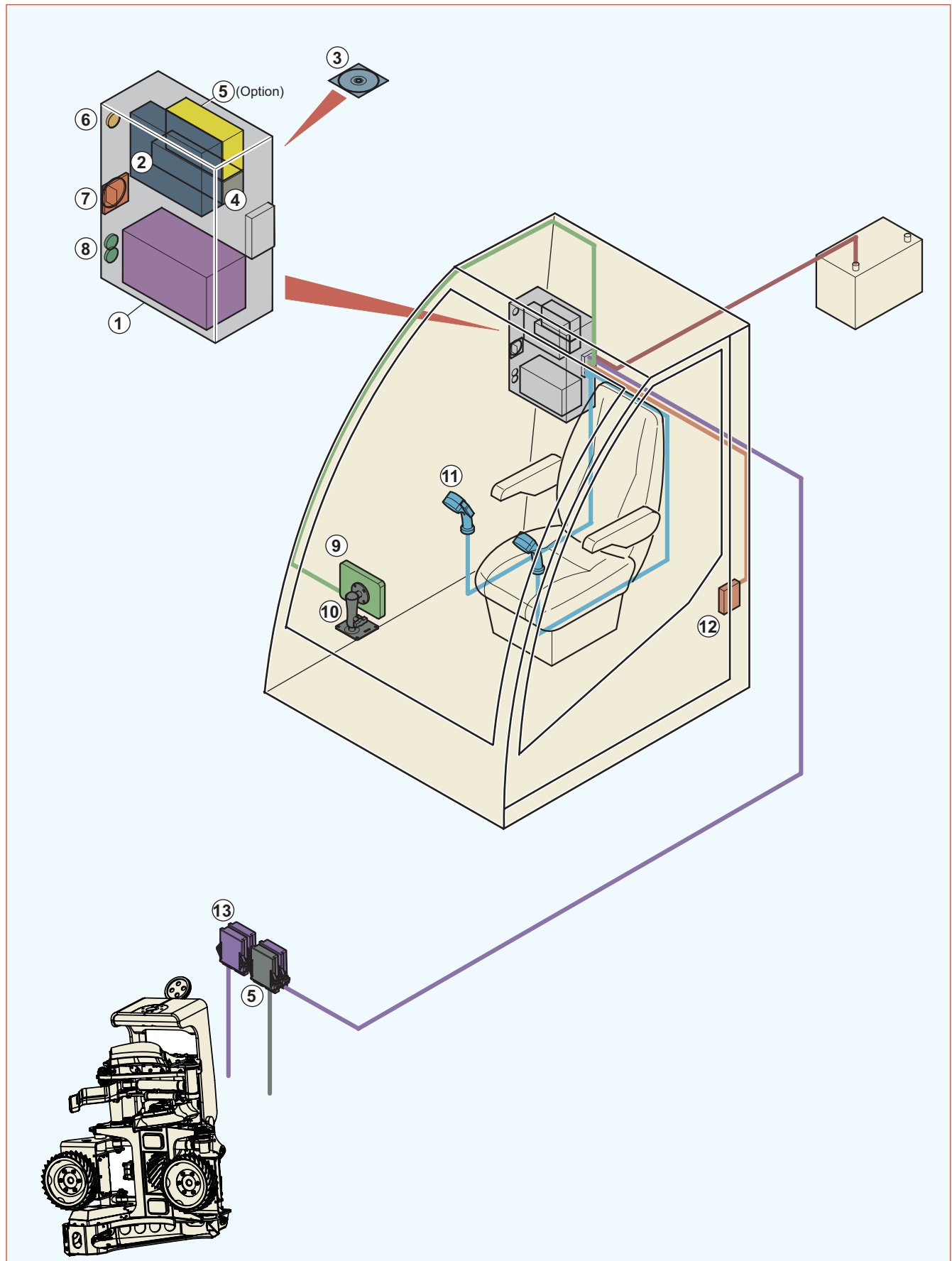
Measurement unit

The system works in metric (m, cm, mm), but some presentation can be in imperial (feet and inches), such as driving mode and production statistics.

SPd5BuckingPrio-C

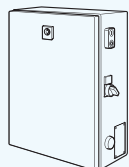


SPd5BuckingPrio-C



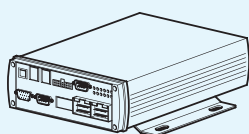
SPd5BuckingPrio-C

① Installation box



Part no.: 514641

② Main control

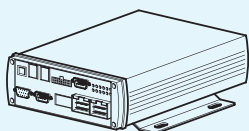


Part no.: 511870

③ Software Specific to each order

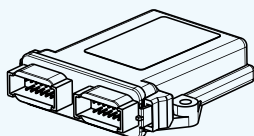


④ Lever box IO48



Part no.: 511871

⑤ Output box IO12



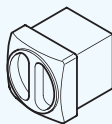
Part no.: 511779

⑥ Summer



Part no.: 513862

⑦ Circuit breaker



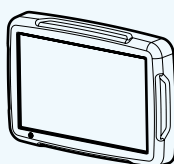
Part no.: 513859

⑧ Emergency stop



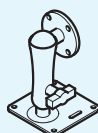
Part no.: 513857

⑨ Screen



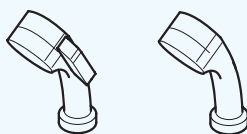
Part no.: 513520

⑩ Screen bracket



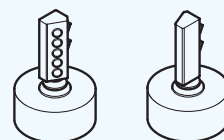
Part no.: 513623

⑪ Control levers/Pallets Sure-Grip levers



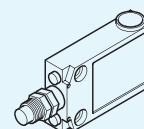
Part no.:
Right-hand lever 10 buttons
511577
Right-hand lever 20 buttons
511578
Left-hand lever 10 buttons
511579

⑪ Control levers/Pallets EME levers



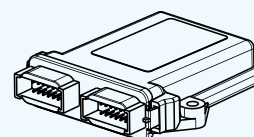
Part no.:
Right-hand lever 508511
Left-hand lever 518512

⑫ Door switch



Part no.: 513938

⑬ CPU and input box CI12



Part no.: 511778

SPd5 Cabin box



SP has produced a specific Cabin box for the SPd5 system. The Cabin box means that installing SPd5 cab modules can be done quickly, efficiently and in a way which ensures the highest level of quality. The box is fitted at the SP factory and is supplied completely ready for use, guaranteeing correct connection and problem-free set-up. Thanks to the electronics modules being fitted in a protective environment within the box, problems such as moisture, dust, dirt and knocks are minimised. The Cabin box is suitable for all three versions of the SPd5 measuring and operating system.

SPd5 Cabin box – facts

- Dimensions: H = 150 mm, W = 300 mm, L = 380 mm, weight 10 kg
 - Circuit breaker for welding work
 - Safety switch in combination with door and ignition circuit breaker
 - SPd5 cab modules are well-protected against moisture, dust, dirt and knocks
 - Ensures correct fitting
 - Saves time during installation
 - USB connector for quick access to production and bucking files
 - Buzzer to alert when the automatic feed has reached the cap window
 - Can be fitted either on the right or left-hand side
 - All cable connections are contained within the box for the best protection
 - All fuses to the SPd5 system are easily-accessible and fitted with LEDs for simple troubleshooting
-

SPd5 Cabin box





SPd5 - Quick Facts

Function	SPd5Bucking	SPd5BuckingPrio	SPd5BuckingPrio-C
Bucking to value/Bucking to demand	X		
Priority bucking		X	X
Operation Monitor (optional)	X	X	
GeoInfo (optional)	X	X	
E-mail	X	X	
Display in metric and imperial	X	X	X
Operator-specific settings	X	X	X
Windows® XP operating system	X	X	
Windows® CE operating system			X
Touchscreen	X	X	X
Remote control option	X	X	